


What's The Matter: WebQuest



Answer these Essential Questions during your quest:

Site 1: Click on the link below, watch the video & answer the following questions.

<http://studyjams.scholastic.com/studyjams/jams/science/matter/solids-liquids-gases.htm>

1. According to this video, what is matter?
2. **PHYSICAL** characteristics of a substance change as it goes from one state of matter to another. What three (3) defining characteristics explained in the video are **DIFFERENT** for each state?
 - 1.
 - 2.
 - 3.


Site 2: Click on the following website and read the page. After reading the [States Of Matter](http://chem4kids.com/files/matter_states.html) answer the questions. http://chem4kids.com/files/matter_states.html

3. A **STATE** of Matter can also be called a what?
4. When the temperature of an object or system increases, what happens to the atoms and molecules of that substance?
5. **ABOUT THE PHYSICAL:** Draw the ENERGY PHASE CHANGE DIAGRAM/GRAPH of what happens to the energy in a substance when it changes from solid to liquid to gas.

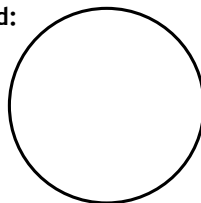
Site 3: GOTO: http://www.harcourtschool.com/activity/states_of_matter/
Click on a state of matter to view the **ENERGY** of the particles.

6. In Liquids, why are particles able to move past each other and change their shape?
7. Draw the microscopic particles inside each of the three states of matter:

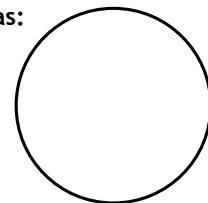
Solid:



Liquid:



Gas:



8. In which state of matter do the particles move the fastest? What causes this?

9. In which state of matter is the temperature the COLDEST?

Site 4: GOTO:

http://www.bbc.co.uk/bitesize/ks2/science/materials/material_properties/play/

10. Describe 3 Characteristics of the different materials used for building:

11. Are these **PHYSICAL** or **CHEMICAL** properties of the materials?

Site 5: GOTO this link and click PLAY:

http://www.bbc.co.uk/schools/scienceclips/ages/10_11/rev_irrev_changes.shtml

12. Drag the different substances into the beaker to see which one dissolve and which do not. (Click the arrow to change the material) Name three materials that dissolve in this activity:

13. What 2 material(s) in this activity created a **HETEROGENOUS MIXTURE**?

14. What do we call **SOLID MATERIALS** that can **DISSOLVE** in a **SOLUTION**?

Click the **REVERSING** button. Drag the materials into the beaker to see which changes are permanent or irreversible.

15. What material(s) went through a **CHEMICAL CHANGE**?

16. What material(s) went through a **PHYSICAL CHANGE**?

GOTO this link and click PLAY:

http://www.bbc.co.uk/bitesize/ks2/science/materials/changes_materials/play/

17. Is **BURNING** a **PHYSICAL** or **CHEMICAL** change? How do you know?

18. What does the speaker call the material that does the dissolving?

19. When you **FREEZE** the ice to **SLIP UP Skull**, what kind of **CHANGE** is occurring, **PHYSICAL** or **CHEMICAL**? How do you know?

20. Were **ALL** the **IRREVERSIBLE CHANGES** in this activity, **PHYSICAL** or **CHEMICAL**?

Site 7: Now that you have reviewed the three states of matter, SEE IF YOU REALLY KNOW THE PROPERTIES OF THE THREE STATES OF MATTER???

http://glencoe.mcgraw-hill.com/sites/0078617650/student_view0/chapter3/section1/self-check_quiz-eng_.html

Take the self quiz. Click Submit & Write your results here:

Score: _____

What's The Matter: WebQuest



Answer these Essential Questions during your quest:

Site 1: Click on the link below, watch the video & answer the following questions.

<http://studyjams.scholastic.com/studyjams/jams/science/matter/solids-liquids-gas.es.htm>

1. According to this video, what is matter?
2. **PHYSICAL** characteristics of a substance change as it goes from one state of matter to another. What three (3) defining characteristics are said to be **DIFFERENT** for each state?

- 1.
- 2.
- 3.

Site 2: Click on the following website and read the page. After reading the [States Of Matter](#) answer the questions. http://chem4kids.com/files/matter_states.html


3. A **STATE** of Matter can also be called a what?
4. When the temperature of an object or system increases, what happens to the atoms and molecules of that substance?
5. **ABOUT THE PHYSICAL:** Draw the **ENERGY PHASE CHANGE DIAGRAM/GRAPH** of what happens to the energy in a substance when it changes from solid to liquid to gas.

6. Watch the **VIDEO** at the bottom. Where exactly in our solar system is this water found?
7. Knowing its location, **DESCRIBE TWO PROPERTIES** of the water that should be different than ours.

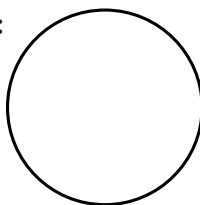
Site 3: GOTO: http://www.harcourtschool.com/activity/states_of_matter/
Click on a state of matter to view the **ENERGY** of the particles.

8. Describe two properties that allow the particles of a liquid to move past each other and change their shape?
9. Draw the microscopic particles inside each of the three states of matter:


Solid:



Liquid:



Gas:



10. In which of these states of matter do the particles move the fastest? What causes this?

11. In which state of matter is the temperature the COLDEST? WHY?

Site 4: GOTO:

http://www.bbc.co.uk/bitesize/ks2/science/materials/material_properties/play/

12. Describe 3 PROPERTIES of the different materials used for building:

13. Are these PHYSICAL or CHEMICAL properties of the materials?

Site 5: GOTO this link and click PLAY:

http://www.bbc.co.uk/schools/scienceclips/ages/10_11/rev_irrev_changes.shtml

14. Drag the different substances into the beaker to see which ones dissolve and which do not. (Click the arrow to READ the TOP & change the material) Name three materials that dissolve in this activity:

15. What 2 material(s) in this activity created a HETEROGENOUS MIXTURE?

16. What do we call SOLID MATERIALS that can DISSOLVE in a SOLUTION?

Click the REVERSING button. Drag the materials into the beaker to see which changes are permanent or irreversible.

17. What material(s) went through a CHEMICAL CHANGE?

18. What material(s) went through a PHYSICAL CHANGE?

GOTO this link and click PLAY:

http://www.bbc.co.uk/bitesize/ks2/science/materials/changes_materials/play/

19. Is BURNING a PHYSICAL or CHEMICAL change? How do you know?

20. What does the speaker call the material that does the dissolving?

21. When you FREEZE the ice to SLIP UP Skull, what kind of CHANGE is occurring, PHYSICAL or CHEMICAL? How do you know?

22. Were ALL the IRREVERSIBLE CHANGES in this activity, PHYSICAL or CHEMICAL?

Site 7: Now that you have reviewed the three states of matter, SEE IF YOU REALLY KNOW THE PROPERTIES OF THE THREE STATES OF MATTER???

http://glencoe.mcgraw-hill.com/sites/0078617650/student_view0/chapter3/section1/self-check_quiz-eng_.html

Take the self quiz. Click Submit & Write your results here: Score: _____